

THE STAR MEDIA GROUP

Read. Listen. Watch. Think. Be Inspired

Star Publications (Malaysia) Berhad

Briefing to analysts on 4Q 2013 Financial Results



Review of FYE 2013 Performance of Star Group

Star Group

(RM Million)	1Q 2013	2Q 2013	3Q 2013	4Q 2013	YTD Dec 2013	YTD Dec 2012	%
Revenue	220.62	251.32	264.22	289.17	1,025.33	1,079.91	-5.1
EBITDA	44.48	47.27	63.27	68.22	223.24	226.98	-1.6
PBT	34.99	41.10	55.94	60.56	192.59	281.76	-31.6
PBT Margin	15.9%	16.4%	21.2%	20.9%	18.8%	26.1%	-28.0

* EBITDA & PBT for YTD Dec 2012 excludes impairment of goodwill for Cityneon and LiTV.



Review of Financial Year Ended 2013 (FYE 2013) Performance of Star Publications (Malaysia) Berhad

(RM Million)	1Q 2013	2Q 2013	3Q 2013	4Q 2013	YTD Dec 2013	YTD Dec 2012	%
Revenue	182.76	185.18	189.33	191.54	748.81	792.63	-5.5
EBITDA	53.08	48.29	58.62	52.14	212.13	234.21	-9.4
PBT	44.35	47.20	60.78	57.17	209.50	292.83	-28.5
PBT Margin	24.3%	25.5%	32.1%	29.8%	28.0%	36.9%	-24.1



Review of FYE 2013 Performance of Subsidiaries

Total Radio Operations

(after inter company transaction eliminations)

(RM Million)	1Q 2013	2Q 2013	3Q 2013	4Q 2013	YTD Dec 2013	YTD Dec 2012	%
Revenue	11.84	12.85	14.25	16.48	55.42	57.60	-3.8
EBITDA	0.12	(1.01)	2.20	3.65	4.96	8.34	-40.5
Profit/(Loss) before tax	(1.23)	(2.25)	1.02	2.30	(0.16)	3.93	-104.1
PBT Margin	(3.6%)	(17.5%)	7.2%	14.0%	(0.3%)	6.8%	-104.4



Review of FYE 2013 Performance of Subsidiaries

Cityneon Holdings Limited

(SGD Million)	1Q 2013	2Q 2013	3Q 2013	4Q 2013	YTD Dec 2013	YTD Dec 2012	%
Revenue	8.75	14.76	18.11	26.16	67.78	82.99	-18.3
EBITDA	(1.82)	(0.13)	0.74	2.73	1.52	(2.87)	+153.0
Profit/(Loss) before tax	(1.89)	(0.02)	0.03	2.73	0.85	(4.86)	+117.5
PBT Margin	(21.6%)	(0.1%)	0.2%	10.4%	1.3%	(5.9%)	+122.0



Review of FYE 2013 Performance of Subsidiaries

Li TV Holdings Limited

(USD Million)	1Q 2013	2Q 2013	3Q 2013	4Q 2013	YTD Dec 2013	YTD Dec 2012	%
Revenue	0.40	0.59	0.87	1.25	3.11	2.38	+30.7
LBITDA	(0.64)	(0.50)	(0.37)	(0.39)	(1.90)	(3.82)	+50.3
Loss before tax	(0.67)	(0.51)	(0.36)	(0.44)	(1.98)	(3.87)	+48.8



Review of FYE 2013 Performance of Subsidiaries

I.Star Ideas Factory Sdn Bhd

(RM Million)	1Q 2013	2Q 2013	3Q 2013	4Q 2013	YTD Dec 2013	YTD Dec 2012	%
Revenue	1.42	11.32	6.54	5.03	24.31	8.64	+181.4
EBITDA	(0.31)	6.04	1.99	0.69	8.41	3.07	+173.9
Profit/ (Loss) before tax	(0.34)	5.52	2.48	(0.12)	7.54	2.72	+177.2

Acquisition of new business, Perfect Livin', was completed on 22 August 2012.

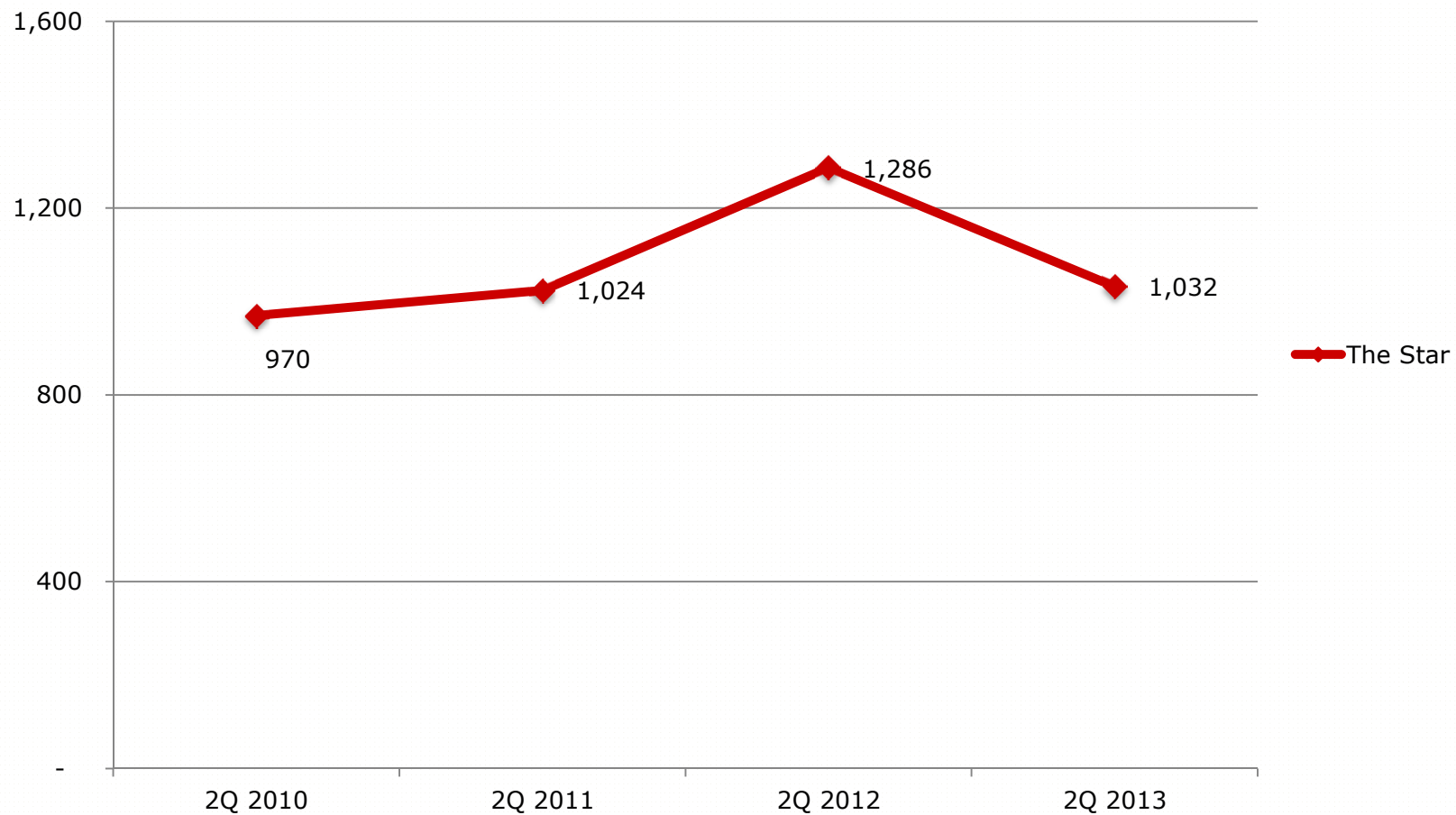


Readership (Yesterday)

	2Q 2010 (‘000)	2Q 2011 (‘000)	2Q 2012 (‘000)	2Q 2013 (‘000)
The Star	970	1,024	1,286	1,032

Source: Nielsen Media Research

Readership of The Star - Read Yesterday ('000)



Source: Nielsen CMV

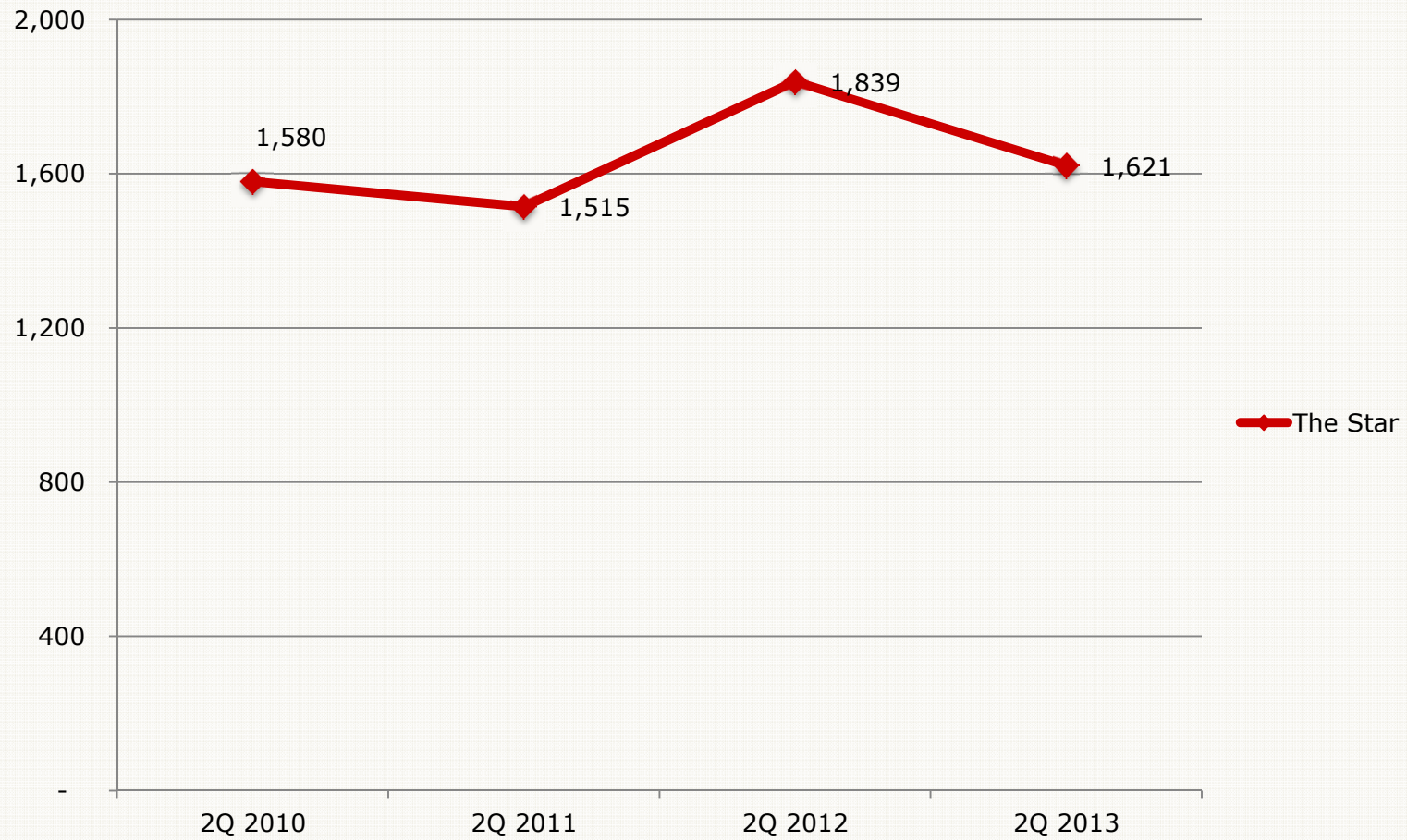


Readership (Past Week)

	2Q 2010 (‘000)	2Q 2011 (‘000)	2Q 2012 (‘000)	2Q 2013 (‘000)
The Star	1,580	1,515	1,839	1,621
Sunday Star	993	973	1175	818

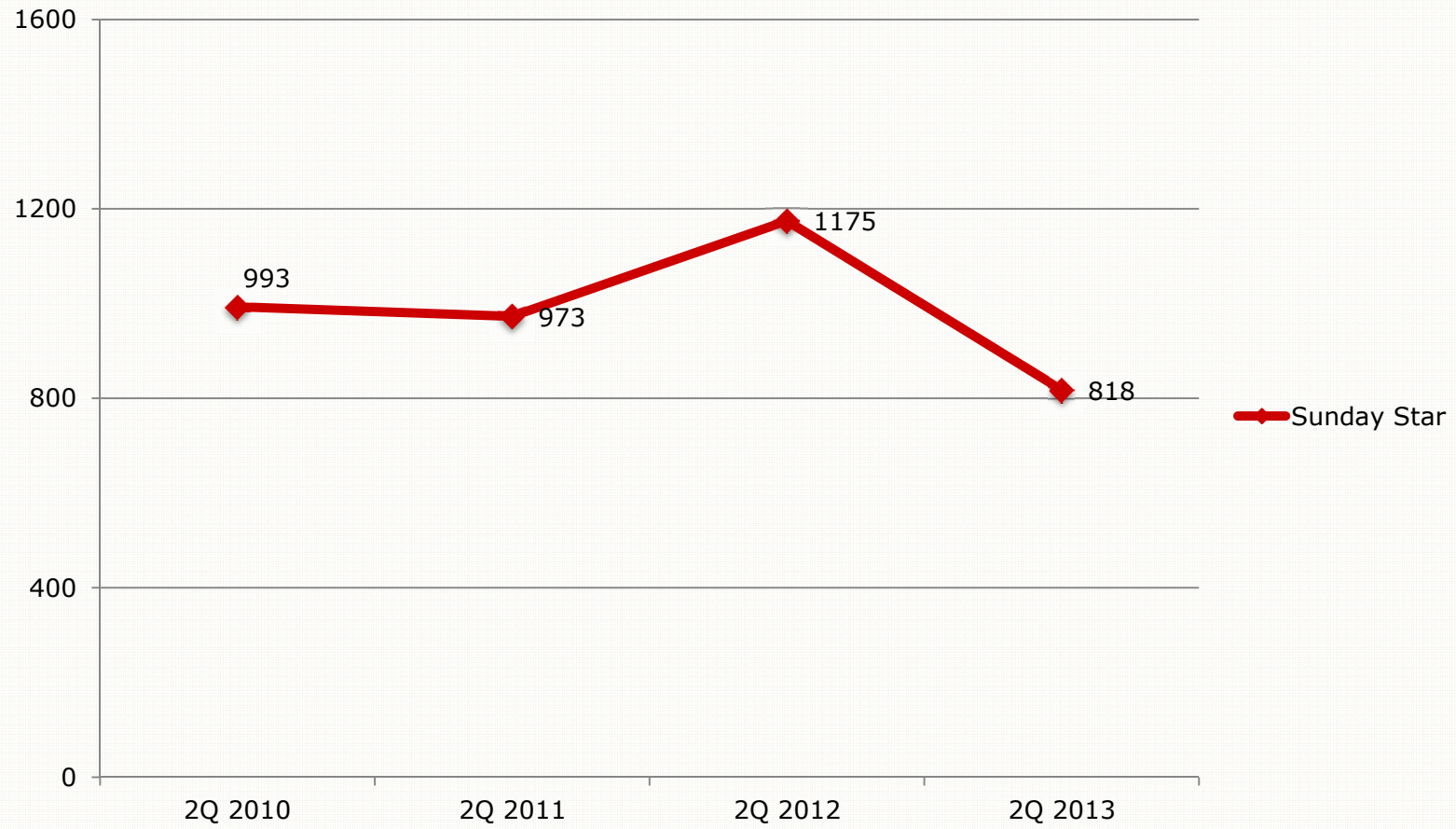
Source: Nielsen Media Research

Readership of The Star - Read Past Week ('000)



Source: Nielsen CMV

Readership of Sunday Star ('000)



Source: Nielsen CMV



ABC Figures

	July to Dec 2012			Jan to June 2013		
	Print	ePaper	Total	Print	ePaper	Total
<i>English Newspapers</i>						
The Star	288,916	42,204	331,120	289,362	49,006	338,368
Sunday Star	292,293	41,856	334,149	292,225	46,777	339,002
<i>Free and controlled distribution (Chinese)</i>						
Red Tomato	212,533	-	212,533	220,012	-	220,012

Radio



LIVING IT!

Listenership: 97,000



Ceritakan Duniamu

Listenership: 2.23 million



Listenership: 1.64 million

Source: Nielsen Diary Survey, Sweep 3, 2013

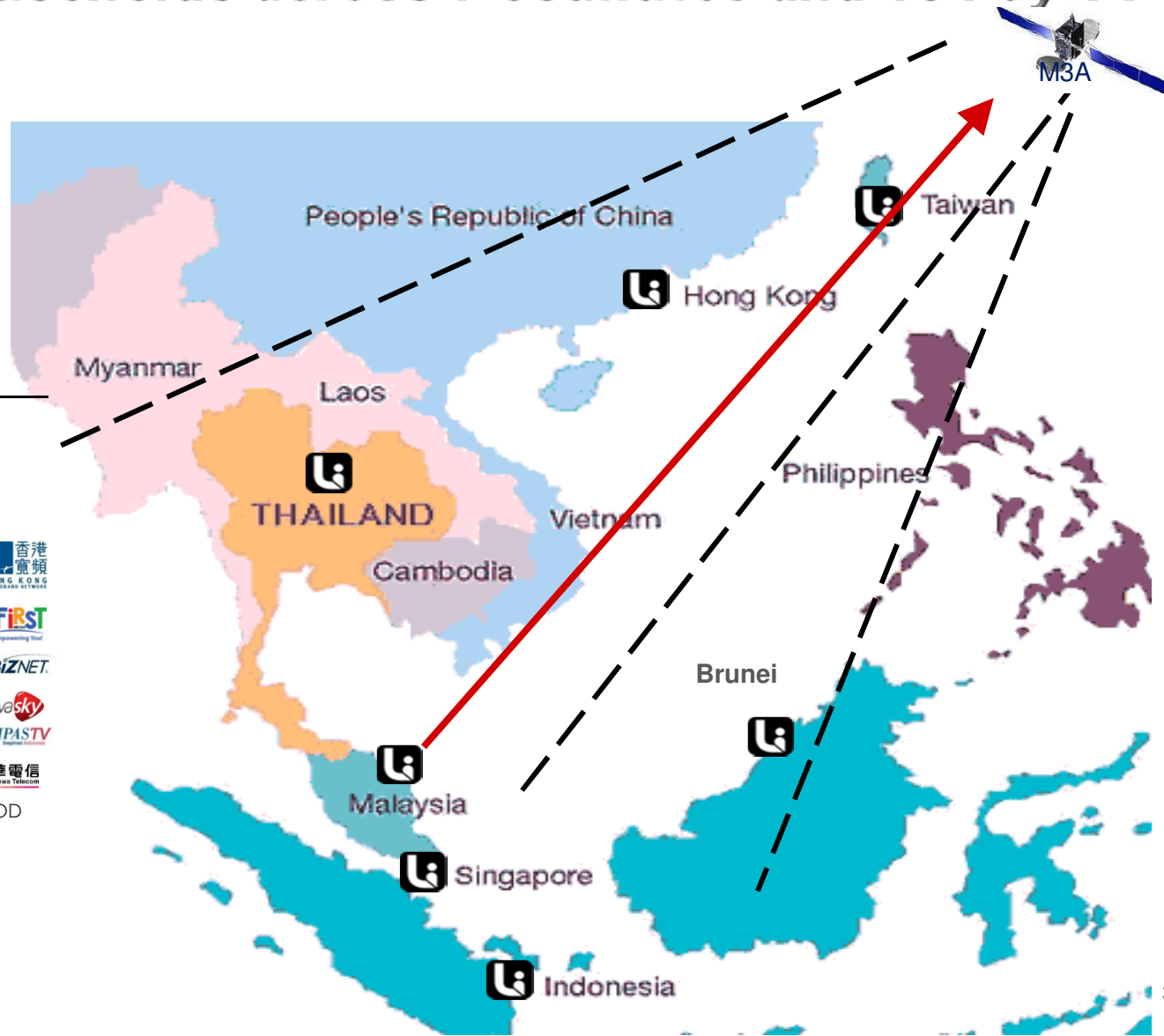
Footprint Across Asia

(4 million households across 7 countries and 18 Pay TV platforms)

LIST OF AFFILIATES:

- SINGAPORE 
- MALAYSIA 
- THAILAND 
- HONG KONG   
- INDONESIA     
- INDONESIA    
- TAIWAN  

*Includes ASTRO Linear & ASTRO SVOD



**THANK
YOU**

Star Publications (Malaysia) Berhad (10894-D)

Menara Star, 15 Jalan 16/11, 46350 Petaling Jaya, Selangor Darul
Ehsan, Malaysia.

Tel: 03-7967 1388

Fax 03-7954 6752

Customer Service Hotline: 1300 88 7827